

THE MINI FREQUENCY GENERATOR

Dr. Clark is one of the pioneers of frequency medicine. Before the zapper, Dr. Clark worked with specific frequencies for specific pathogens and publish a long list of pathogen specific frequencies in the book “The Cure for All Diseases”. Although the zapper crowded the frequency generator out for some time because of its simplicity of use, the more advanced techniques described in the “Syncrometer Science Laboratory Manual” have lead to a revival of specific frequencies.

Unfortunately there were no frequency generators on the market specific for use in alternative medicine, or the ones that were intended for that use were very expensive. In line with Dr. Clark’s concept of Self Health – the belief that anyone should be able to take care of their own health – I initiated the development of a small frequency generator that can perform all the necessary functions needed for frequency work according to Dr. Hulda Clark, yet is small and affordable: The MiniFG.

HOW DR. CLARK USES SPECIFIC FREQUENCIES

Dr. Hulda Clark works in two ways with frequency generators:

- For research with the **Syncrometer**. Dr. Clark determined the frequencies in the frequency tables in the Disease book with a frequency generator and the Syncrometer. To do that the frequency generator has to be connected to the plate on the right.



The MiniFG from the back: It has two outputs and a belt clip.




The MiniFG: A compact yet powerful frequency generator – easy to handle.

- For **frequency therapy**. Before the invention of the zapper, only specific pathogens could be zapped with their own frequency. If a lot of pathogens were present, this would take a lot of time. The zapper helped cut down the treatment time, but the use of specific frequencies is the most effective way of treatment. Dr. Clark still uses it with her patients, concurrently with the zapper (see “Syncrometer Science Lab Manual”, Exp. 133 and 134).

FEATURES OF MINI FG:

- **Small and handy**: About the size of a zapper.
- Can produce positive or mixed (positive/negative) offset, and a **sine or square wave**.
- Frequency can be changed **between 1 Hz and 1,000,000 Hz**, exactness 50 ppm. The unit includes a timer.




The MiniFG is delivered with two pair of connection cables, conductive pads (left) and the popular wrist bands.

- A program with 6 different frequencies can be programmed.
- Includes a **zapper program** (positive offset square wave 33.3 kHz with timer 7-20-7-20-7 minutes).
- User friendly. The MiniFG has only seven keys and the menu is intuitive and easy to understand.
- Advanced users can access the **programming mode** and make up their own frequency programs.
- The MiniFG has two exits so that two people can zap at the same time resp. one person can wear two pair of electrodes.
- The MiniFG is **compatible** with all electrodes that can be used with the zapper. With an alligator connecting


piece MiniFG can be connected to the Syncrometer or plate zapping plate or to make homeographic copies.

- The MiniFG comes with two pair of connection cables and **two pair of electrodes**: one pair of wrist bands and one pair of conductive surfaces that can be placed on the body.
- The device is operated with the seven keys and the generous LCD display.
- **Voltage** can be set between 1V and 15V.
- Runs on a regular 9V block battery. The unit comes with a special **9.6V rechargeable battery** for long battery duration and low operating cost.
- Approved as a medical device Class IIa in the European Union and Switzerland. Not approved for medical use in the US: do not use on humans.
- Attractive design.
- Delivered in a **practical carrying case**.

Discover the world of frequencies with MiniFG!



Ideal for use with the Syncrometer or plate zapper or to make homeographic copies. Simply connect to the plate with the alligator connection piece that is part of the kit.



Various connecting pieces make MiniFG compatible with most systems.

MINIFG FAQ

WHAT IS THE DIFFERENCE BETWEEN THE FREQUENCY GENERATOR (FG) VS. THE ZAPPER?

Dr. Clark discovered two effects of frequencies: One is the frequency generator and the other the zapper. Although their application is similar they are two distinct effects: one is homeopathic in that you use the pathogen's own frequency to get rid of it. The mechanism of the other is not known but a positive offset frequency will get rid of the whole spectrum at once. If you combine the two you can get the most effective application. That is what Dr. Clark says in the Syncrometer Manual.

The MiniFG includes a zapper program (P5) so one does not need a zapper in addition to the MiniFG. However it gives a chance to use specific frequencies also, according to the frequency table. It can be used for frequency work with the Syncrometer also, or to imprint frequencies on homeopathic globules.

HOW DO I KNOW WHICH FREQUENCIES TO USE?

It is legally impossible to give exact directions what frequencies to use. We are not allowed to claim the effectiveness of any frequency for a specific condition.

In the US MiniFG is not even a medical device and can't be used for medical purposes. So it is your responsibility as a customer to read the Clark books and use the frequency table in the Disease book. There is a Rife frequency table as well. Others use kinesiology or the Syncrometer or some other way of bio feedback testing to determine with the patient what frequencies they need. The easiest way is to read the Clark book, find out which parasite and other pathogens are important for the condition in question, and use those frequencies in addition to zapping.

HOW DO I USE THE CLARK BOOK TO DETERMINE A SPECIFIC FREQUENCY?

Take the book "The Cure for All Diseases", open it up under the condition you are trying to handle, find out which pathogens are involved, take the frequency table and look up the frequencies to use. It is all in the book! You can also find the frequency table here online: <http://www.drclark.net/info/frequencytable.pdf>.

Please understand that we are NOT ALLOWED to give you more advice than what I have just said above. Please do not ask for more. We cannot legally provide more information. We would be very glad to give out a detailed book with frequencies etc. but that would mean a lot of legal trouble. So we just CANNOT do it! If that makes you angry, please complain with the FDA or the analogue institution in your country.

Two examples how to determine a Clark frequency:

Example: You know you have problems with EBV (Epstein Barr Virus). Look up the frequency in the frequency table in the disease book on p. 564. the frequencies to use are 375 kHz and 380 kHz.

Example: You have eczema but do not know which pathogens apply. Open the book at the chapter about eczema (p. 192). Determine which pathogens apply (Dr. Clark mentions them). Turn to the table of frequencies at the end of the book to determine which frequencies belong to those pathogens.

HOW DO I DETERMINE WHICH PROGRAM (P1-P6) RESP. WHICH WAVE SHAPE I SHOULD USE?

If you want to have the broad band zapper effect but still use a specific frequency, use positive offset square wave (P3). You can also use P5 which is the programmed 7-20-7-20-7 zapper timer. You can change the frequency on the zapper and also the timing of the first cycle. P6 is also positive offset square wave, you can program 6 frequencies there.

If you want to use one specific frequency ONLY, use the pure sine wave with mixed offset (P2). This is also the frequency you use when you attach the MiniFG to the Syncrometer or imprint frequencies onto water or homeopathic globules.

In the Syncrometer Manual you will find reference to the use of positive offset sine wave (P1). Dr. Clark uses this TOGETHER with the zapper, i.e. she attaches a zapper to the patient, plus specific frequencies with one or more frequency generators.

Mixed offset square wave (P4) is never used.

WHAT DOES DR. CLARK SAY ABOUT FREQUENCY GENERATORS?

The references for the use of a frequency generator are:

- "Cure for All Diseases", p. 5-18
- "Cure for All Diseases" frequency tables, p. 561-580
- Syncrometer Science Lab Manual, p. 137-140. This is the most relevant because it is so precise and is the latest Dr. Clark wrote about specific frequency zapping.

HOW IS MINIFG DIFFERENT FROM THE F-SCAN?

F-Scan has a scanning technique that MiniFG does not have. The scanning method is proprietary and has not been published.

Furthermore F-Scan has a number of functions that MiniFG does not have, for example "wobbling", meaning you can set frequencies so that the output oscillates around the set frequency. That way you have more harmonics. F-Scan has a storage system and all Clark and Rife frequencies are already in the storage bank. MiniFG apart from a number of possible user programs does not have a storage system. Also F-Scan can be hooked up to the computer and has a patient management system, MiniFG is a self sufficient device and cannot be connected to a computer.

HOW IS MINIFG DIFFERENT FROM A RIFE DEVICE?

The best known Rife devices on the market use plasma tubes to transmit the frequencies. MiniFG does not have plasma tubes, but electrodes. However, there are Rife devices on the market that also use electrodes (e.g. F-Scan).

IS THE FG DIFFICULT TO USE?

Of course working with frequencies is somewhat more complex than zapping as one needs to determine which frequency to use. So this device is for people with an interest in alternative medicine and frequencies, and in the theories of Dr. Hulda Clark, Royal Raymond Rife and bio resonance (e.g. Dr. Morel).

The display, the keyboard and the functions of MiniFG have been kept as simple and intuitive as possible, so that an average person can learn how to use it.

WHAT CLAIMS ARE LEGAL ABOUT MINIFG AND WHAT CAN IT BE USED FOR?

In Europe: MiniFG is an approved medical device Class IIa. It can be used as a TENS unit (transcutaneous electric nerve stimulator) for all the applications that are approved for TENS units. Its safety is guaranteed by the strict European technical guidelines for medical devices. We cannot claim the effectiveness of specific frequencies for treatment of specific diseases.

In the US: The MiniFG is not a medical device. It is a function generator that can be used for research work, e.g. with product testing on the Syncrometer, or imprinting homeopathic globules on a Syncrometer plate. We cannot advocate it for medical use on humans.